

Classtique Upholstery

30350 Akerson St
Lindstrom, MN 55045

(651) 484-9022
1-800-208-9032

Web Site: www.ClasstiqueUpholstery.com
E-Mail: Mike@ClasstiqueUpholstery.com

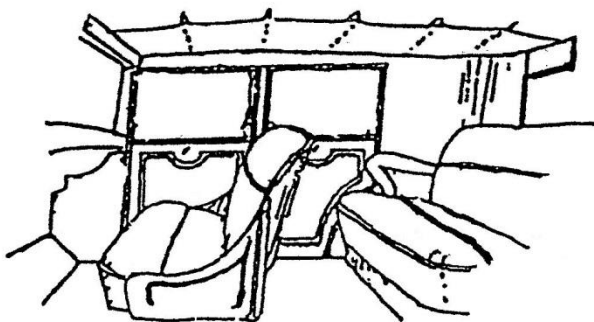
**1928-29 Briggs 60A, B, C & 2 Window Leather back & Steel back
Fordor**

Classtique Upholstery kits are made from a collection of original patterns taken from cars restored by us since 1960. Our kits have been sold internationally to many professional installers and they have also helped us perfect our patterns to ensure ease of installation. We use high quality materials and high standards to restore your vehicle to near original specifications. Please **return the information sheet** at the end of this packet with your order or have all details available when ordering by phone.


Interior Upholstery Kit Specifications

The open car interior kit includes: pre-sewn and padded seat cushion and backrest covers, all panels are covered and ready to install, waterproof automotive panel board on the door panels with pockets and details for year of car, headliner, windlace, installation hardware, and instructions.

Hardware Parts include: door panel clips, hog rings and pliers, tacks, wire brads with needle, screws and washers, and extra cotton padding to re-pad the spring units.



28 Briggs Leatherback 60 -A



*29 Briggs Leatherback 60 - B
& Steel Back*

Interior kit Prices

Early 1928 Briggs 2 Window Model 60-A.....	\$3,500.00
Late 1928-29 Briggs 2 Window Model 60-B & 60-C.....	\$3,300.00

Classique Upholstery

30350 Akerson St
Lindstrom, MN 55045

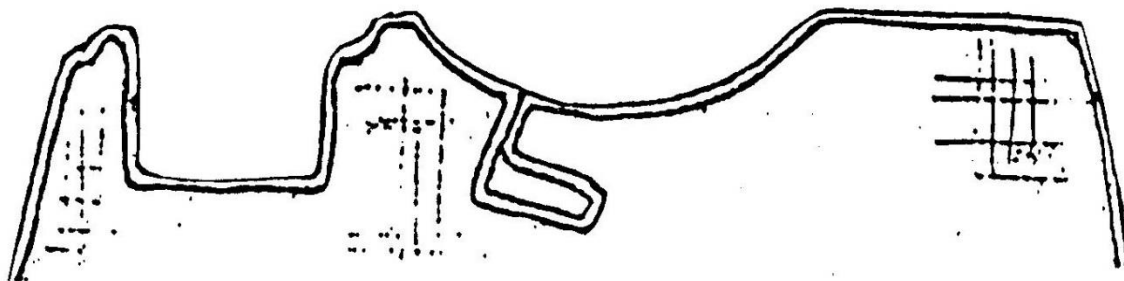
(651) 484-9022
1-800-208-9032

Web Site: www.ClassiqueUpholstery.com
E-Mail: Mike@ClassiqueUpholstery.com

Carpet

Carpet is 100% wool square weave carpet and it includes pyramid rubber heel pad and snap fasteners.

Our carpets are made with this original cut out design



1928-29 Advise of brake stick location

1928-29 Front & Rear Carpet.....	\$650.00
1928-29 Rear Carpet.....	\$380.00

Outside Top Kits

Top kits include: top material, pad, lining, wire on welt trim, tacks, and instructions.

1928-29 Briggs Leather back (Cobra Grain).....	\$450.00
1928-29 Briggs Leather back (Black or Brown Vinyl).....	\$495.00
1928-29 Steel Back (Cobra Grain).....	\$230.00
1928-29 Steel Back (Black or Brown Vinyl).....	\$250.00
1928-29 Sun Visor Cover (Cobra Grain).....	\$120.00
1928-29 Sun Visor Cover (Black or Brown Vinyl).....	\$135.00
1928-29 Sun Visors (with brackets).....	\$650.00
1928-29 Sun Visors (without brackets).....	\$390.00

Classique Upholstery

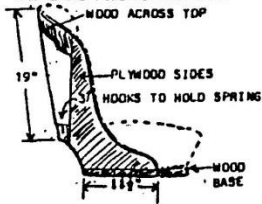
30350 Akerson St
Lindstrom, MN 55045

(651) 484-9022
1-800-208-9032

Web Site: www.ClassiqueUpholstery.com
E-Mail: Mike@ClassiqueUpholstery.com

The following drawings are to help identify the different types of front seat assemblies used in the 4 Door Sedans. The appropriate set of springs for each is listed to the right.

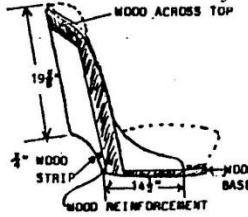
#2 Movable Assembly



USES

S-500
S-501

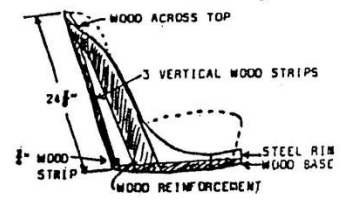
#3 Movable Assembly



USES

S-516
S-517

#4 Movable Assembly



USES

S-516
S-517

Classique Upholstery

30350 Akerson St
Lindstrom, MN 55045

(651) 484-9022
1-800-208-9032

Web Site: www.ClassiqueUpholstery.com
E-Mail: Mike@ClassiqueUpholstery.com

1928 to 1929 BRIGGS MODELS 60-A,B,C

Variations are so often found in the spacing of roof bows on these Fordor Sedans that it is worth while to check each car before the headlining is made.

Please fill in the measurements from your car as indicated on the sketch below. Measurements may be taken through the cloth with sufficient accuracy, down the center of the headlining. The overall measurement gives us a second check. As we add extra material for tacking at each end it is not necessary for you to take this into consideration.

The diagram is a general one, covering several models, and may not correspond exactly to yours. If yours has fewer bows, cross out the extra space; if more, add between or make a new diagram.

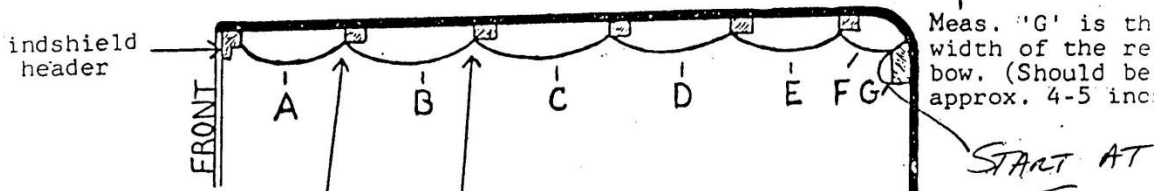
Thank you for your co-operation.

Name _____ Year and body style of car _____

****PLEASE RETURN THIS QUESTIONNAIRE PROMPTLY...DELAYED RETURN WILL RESULT IN A LATER PRODUCTION TIME.****

MUST BE RETURNED ONCE

..... B. _____ C. _____ D. _____ E. _____ F. _____
Overall _____ G. _____

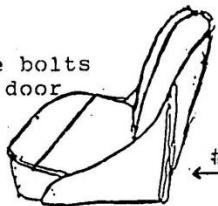


Please note that measurements are taken from front edge of one bow to front edge of next, to include thickness of bows.

Meas. "G" is the width of the rear bow. (Should be approx. 4-5 in.)
START AT WOOD FRAME ABOVE REAR WINDOW

PLEASE ADVISE FRONT SEAT FRAME STYLE

This frame bolts to center door post.



60 A+B Frame #1

OR

#2

Adjustable seat frame



60 C Frame #2